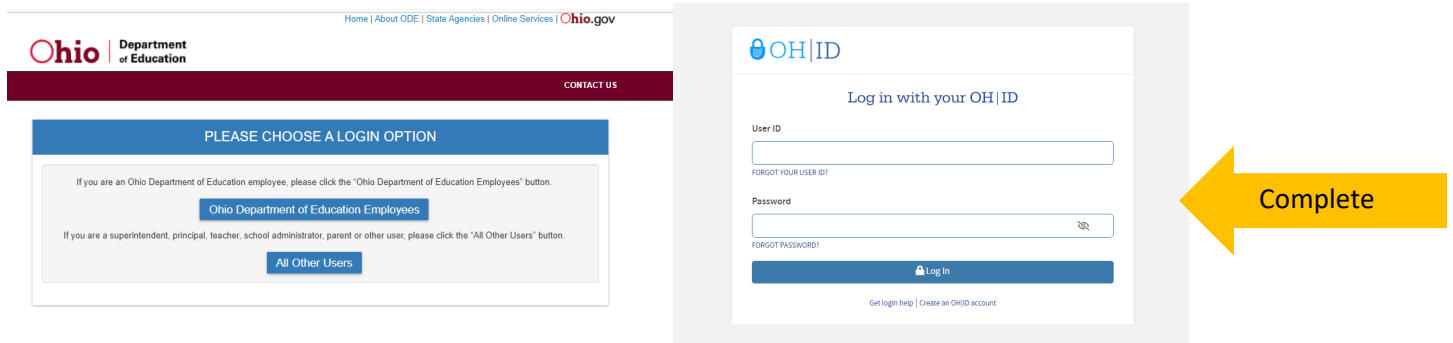


Human Capital Essentials Video Series Access Guide

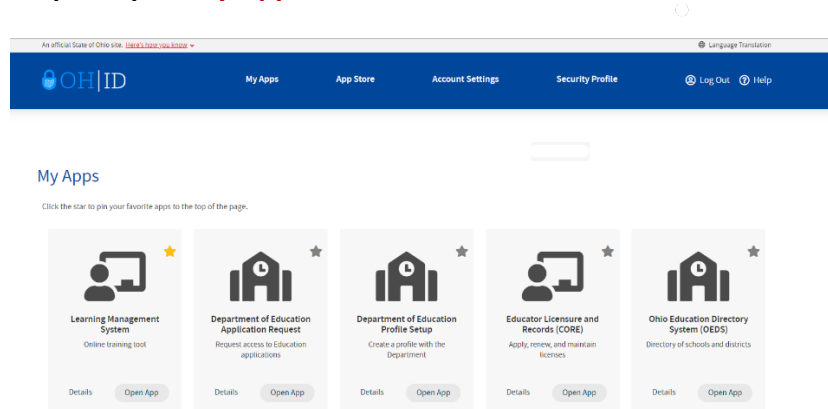
(These steps are applicable for those with an Ohio, K-12 education license.)

Step 1: Log into your OH|ID Portal (this can be found by selecting Login in the upper right-hand corner of the Ohio Department of Education webpage)



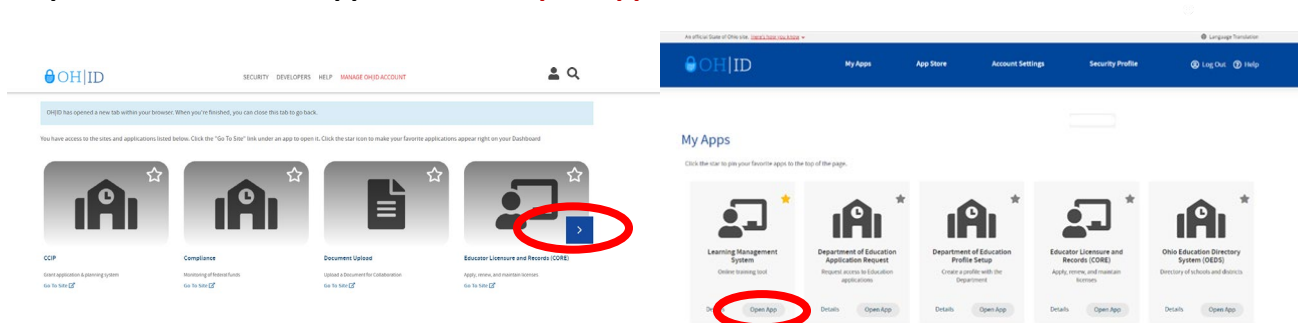
The screenshot shows the Ohio Department of Education website. On the left, there is a navigation menu with "OH|ID" and "Department of Education". Below it, a blue box says "PLEASE CHOOSE A LOGIN OPTION". Two options are listed: "Ohio Department of Education Employees" and "All Other Users". On the right, a zoomed-in view of the login form is shown. The form has fields for "User ID" and "Password", with "FORGOT YOUR USER ID?" and "FORGOT PASSWORD?" links. A "Log In" button is at the bottom. A yellow arrow points to the "Log In" button with the word "Complete" written next to it.

Step 2: Open My Apps



The screenshot shows the OH|ID portal's "My Apps" section. The top navigation bar includes "My Apps", "App Store", "Account Settings", "Security Profile", "Log Out", and "Help". Below the navigation, there are five application tiles, each with an icon and a description: "Learning Management System", "Department of Education Application Request", "Department of Education Profile Setup", "Educator Licensure and Records (CORE)", and "Ohio Education Directory System (OEDS)". Each tile has a "Details" link and an "Open App" button.

Step 3 & 4: Click on BLUE ARROW (if the LMS app is not on the first page)
Step 3 & 4: Locate LMS app and select Open App



The screenshot shows the OH|ID portal's "My Apps" section. The top navigation bar includes "My Apps", "App Store", "Account Settings", "Security Profile", "Log Out", and "Help". Below the navigation, there are five application tiles. The "Learning Management System" tile is highlighted with a blue arrow pointing to its "Open App" button. The "Open App" button is also circled in red.

****Please note – if the LMS is not an available application in your OH|ID account and you have an active or pending Ohio, K-12 license, you may need to complete the set-up of your OH|ID account by selecting and completing the Department of Education Profile Set-up application if it appears and the LMS application does not. Please complete that application to connect your account to state education applications. Once completed, the LMS application may be immediately available by refreshing your OH|ID page (and following previous steps) or it can take up to 24 hours to connect.**

Step 5: From your LMS homepage, select [Course Catalog](#)

Announcements ▾

Welcome to the Learning Management System for Ohio Education

Hello Raymond,

Welcome to the Learning Management System for Ohio Education (LMS). We are so glad you have chosen to join educators from all over Ohio in this new learning experience. The goal of this environment is to provide professional development in a just-in-time manner that fits the needs of the learner.

We recommend that your **first** task is to complete the *Getting Started for Learners* course. This course will provide you with all of the necessary tools to work effectively and efficiently within the learning management system. You can enroll in the learner course through the [Course Catalog](#). Once enrolled, you will be able to access the learner course through the link under My Courses.

Course Catalog ▾

Course Catalog

My Courses ▾

Secondary Transition for Students with Disabilities: Exceptional Children

Step 6: In the Search box, type [Human Capital](#) and select the magnifying glass (or Enter on your device) to search

Ohio | Department of Education

Home Browse Courses Manage Catalog

D2L Course Catalog

Find a course that's right for you

Featured Courses and Programs

Human Capital

ASSESSMENT

Step 7: Select [Human Capital Essentials Video Series](#)

Ohio | Department of Education

Home Browse Courses Manage Catalog

Browse Courses

Human Capital

Sort by

Title

Listing Type

Human Capital

Human Capital Essentials Video Series

Schools are well-equipped to serve and support students who are ready to learn, grow, and keep a highly effective and engaged staff. This learning series will equip principals and district hiring managers with foundational knowledge and practical strategies to enhance human capital practices and provide

Starts: 10/11/2023

Click Here

Step 8: Click on “Log in to enroll”

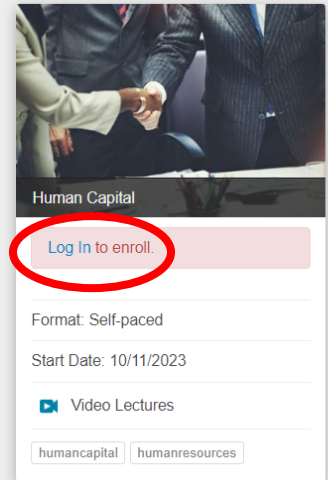
Human Capital Essentials Video Series

Schools are well-equipped to serve and support students when they find, grow, and keep a highly effective and engaged staff. This learning series will equip principals and district hiring managers with foundational knowledge and practical strategies to enhance human capital practices and provide resources, reflection, and action planning to propel meaningful change in their people system.

Course Overview

By the end of this series, learners will:

- Understand why human capital is so critical to know and apply to their school.
- Learn fundamental concepts for creating alignment in your people system to find, grow, and keep a highly effective and engaged staff.
- Become equipped to drive meaningful change right away with guided planning.



Human Capital

[Log In to enroll.](#)

Format: Self-paced

Start Date: 10/11/2023

Video Lectures

humancapital humanresources

Step 9: After selecting the specific course or the Program and selecting “Log in to enroll”:

[Log In to enroll.](#)

- This will enroll you in the course - you can now refresh your LMS homepage (in the open tab) and the course will be available under “My Courses”.
- You will also have the option to “Launch Course” and this will open the course in the LMS in a new tab.